Bauckhage

Gasdruckfeder G 10-40

Ausschubkraft F1	150 - 1200 Newton
Progression	8 %
Kolbenstange	Ø 10 mm, Stahl hartverchromt
Druckrohr	Ø 40 mm, Stahl schwarz lackiert
Anschlüsse	Stahl blau verzinkt

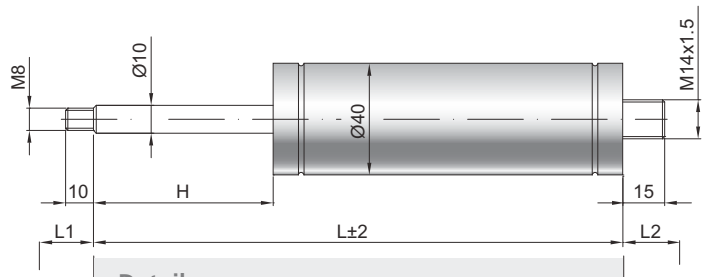

GZ 10

GZ 10

Details

Standardübe H (mm)
30, 40, 50, 60, 70, 75, 90, 110, 130, 140, 150, 170, 190, 210, 240, 260, 290, 315, 340, 390, 440, 500, 600, 700

Standardlänge GL
L = 2 x H + 100
GL = L + L1 + L2

Extras
Abstreifer
Querventil
Fettkammer
Ventil
Schutzrohr
schwimmender Kolben
Dichtsystem
Niedertemperaturausführung
Hochtemperaturausführung

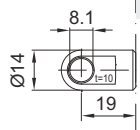

AU 19

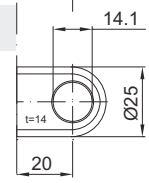

AZ 20

Nur am Zylinder möglich

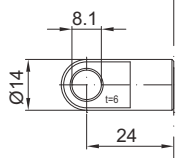

AS 24

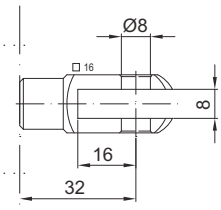

GA 32

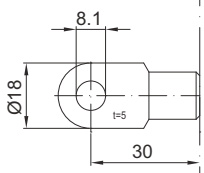

AS 30

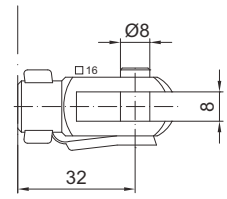

GG 32

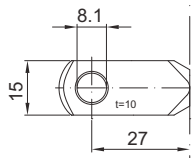

AR 27

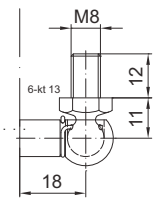

WG 18

bis max. 800 N

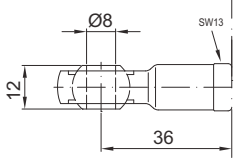

AG 36

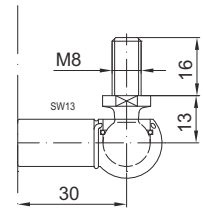

WG 30

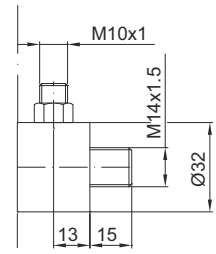

QV GZ