Gas spring G 10-40

Extension force F1	150 - 1200 Newton
Progression	8 %
Piston rod	Ø 10 mm, hard chrome-plated steel
Pressure pipe	Ø 40 mm, black lacquered steel
Connections	Blue galvanised steel

GZ 10

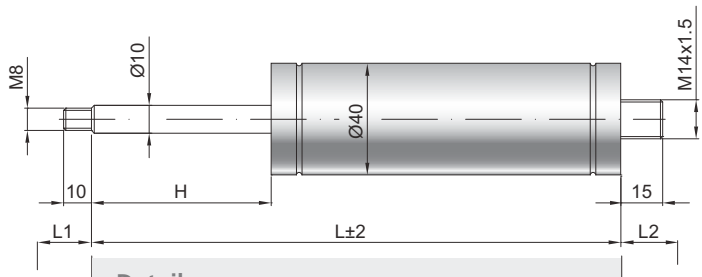

GZ 10

Details

AU 19

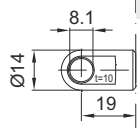

Standard stroke H (mm)

30, 40, 50, 60, 70, 75, 90, 110, 130, 140, 150, 170, 190, 210, 240, 260, 290, 315, 340, 390, 440, 500, 600, 700

AZ 20

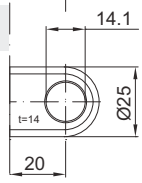

Only possible on the cylinder

AS 24

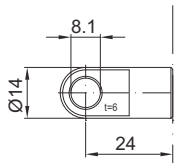

Default length GL

L = 2 x H + 100 GL

= L + L1 + L2

GA 32

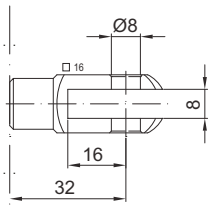

AS 30

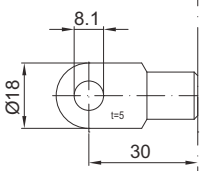

Extras

Scraper
Cross valve
Fat chamber
Valve
Protection tube
Floating piston
Sealing system
Low temperature version
High temperature version

GG 32

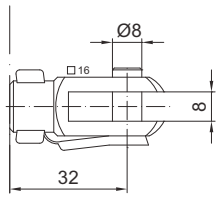

AR 27

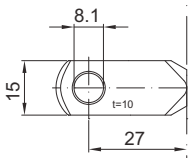

WG 18

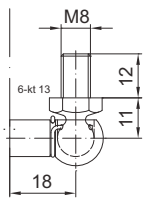

up to max. 800 N

AG 36

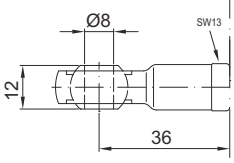

WG 30

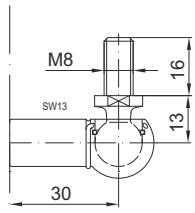
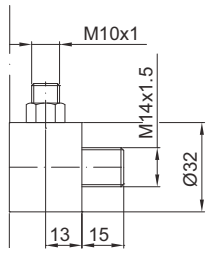
QV GZ