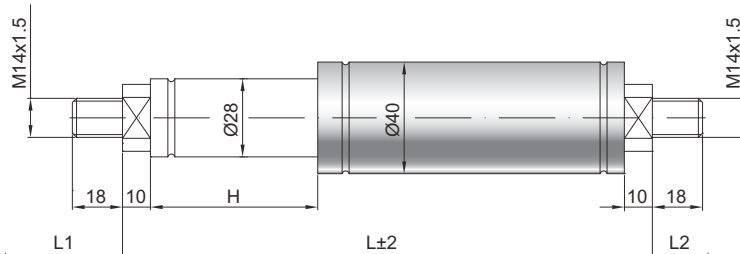


## Gaszugfeder Z 28-40

<b>Zugkraft F1</b>	500 - 5000 Newton
<b>Progression</b>	40 %
<b>Kolbenstange</b>	Ø 28 mm, Stahl hartverchromt
<b>Druckrohr</b>	Ø 40 mm, Stahl schwarz lackiert
<b>Anschlüsse</b>	Stahl blau verzinkt

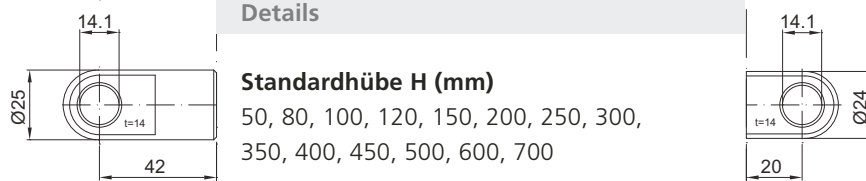
GZ 18

GZ 18



AU 42

AZ 20



### Details

#### Standardhübe H (mm)

50, 80, 100, 120, 150, 200, 250, 300,  
350, 400, 450, 500, 600, 700

#### Standardlänge GL

$L = 2,5 \times H + 125$   
 $GL = L + L1 + L2$

#### Standardlieferumfang

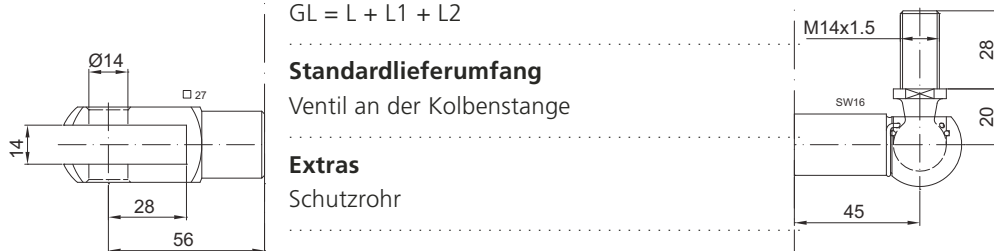
Ventil an der Kolbenstange

#### Extras

Schutzrohr

GA 56

WG 45



AG 57

